

TIME & ECOLOGY
AMANO

Auto-scrubber/drier **CLEAN BURNY Z-1**



Hosoe Facility JAPAN

NEW

User friendly auto scrubber pursuing safety, easy operation and ECO!

ECO

Realizes water & energy conserving by pursuing improvement of the water retention. Doesn't need refilling water more than 2hours!

Easy Operation

Compact body makes you to recognize the front or wall easily. More startable & More flexible move.

New Design

Safety, Easy Operation and ECO. Sophisticated design reflecting what we've pursued!

Safety

To support your safety, nipped as much "danger" as possible in the bud. The performance of collecting waste water is improved!



Z-1

Z-1 17inch / Standard model

EG-1 17inch / High-end model

EG-2 20inch / High-end model

Dedicated Pad



Realize the better performance of water retention and water conserving inside the pad.

Oil-resistant model is available for greasy floors like factories.



EG-2F

Simple, easy and safe auto scrubber
reflected users voice.

Auto-scrubber/drier

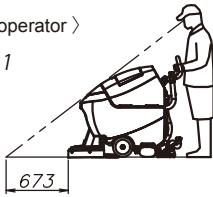
Z-1

Wide view makes the operation safe.

In addition to the wide view of front, the round top design makes you to recognize the wall easily.

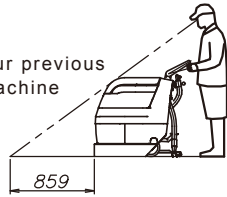
< 155cm operator >

Z-1



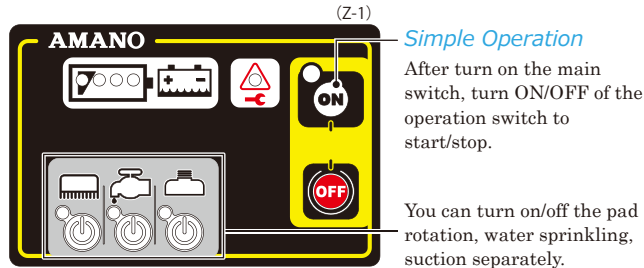
Our previous machine

859



Simple Panel

To make the optimum setting according to the working situation easier, the switches are arranged very simply. Also, Z-1 has switches can be recognized by touching even in the dark.



For the new floorings

Based on our know-how that we've cultivated over many years, Z-1 realizes the good balance between improving the performance of sealing and the performance of avoiding water splash at joint by pursuing the waste water collection performance even on the diversifying floorings in recent years.

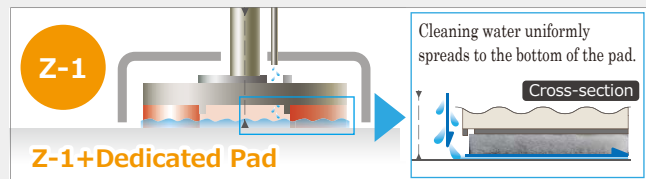


Adopted V-shaped Squeegee

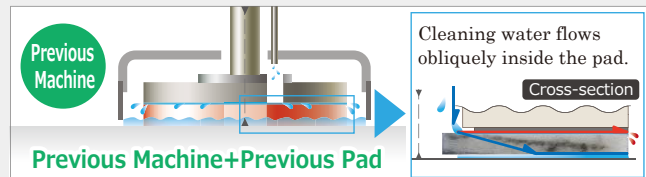
Cut off the remaining water! Contributing to prevent slips after cleaning.

Maintained detergency and improved water conserving

It conserves cleaning water usage up to 30% by the synergy gained by optimal pad rotation speed and dedicated pad.



Direct supply of cleaning water to the floor and optimal rotation speed ensure the water retention capacity inside the pad. It realizes water conserving while maintaining same detergency as before.



Our previous machine was not able to sufficiently retain water inside the pad because the cleaning water flows on upper part of the pad and was scattered not only from the cleaning side by centrifugal force.

Specifications

Model	Z-1	EG-1	EG-2
Cleaning width	432 mm		508 mm
Squeegee width		780mm	
Cleaning capacity	up to 860 m ² /h (2km/h)		up to 1000 m ² /h (2km/h)
Water tank capacity	33 L		
Waste water tank capacity	33 L		
Brush/pad diameter	432 mm (17inch)		508 mm (20inch)
Brush/pad rotation speed	120 min ⁻¹		
Drive System	Manual		
Batteries	DC12V 65Ah x2		
Allowable Continuous Operation Length #1	Approx. 2 hours		
Brush motor	400 W		
Blower motor	380 W		
Dimensions	493 x 1126 x 923 mm		536 x 1165 x 923 mm
Weight #2	120 kg	122 kg	123 kg
Ambient temperature	0 - 40 °C (Non-freezing and condensing)		

*1 : The operating hour varies according to pad, floor, or bearing pressure conditions. The operation time will be reduced along with the battery deterioration. The lower the temperature, the shorter the operation time will be.

*2 : With EB-65 battery built-in

* The machine comes with pad base only. Pads and brush are sold additionally.

Major difference between Z-1/EG-1

High spec model
EG-1



Model	Z-1	EG-1
Pad/Brush UP/DOWN	Pedaling	Auto
Pad Plate/Brush Mount/Dismount	Pedaling	Auto
Operation Panel	LED	LCD
Cleaning Mode	—	3 modes memory
Pad/Brush Pressure Adjustment	—	3 levels (auto adjustment)
Pad/Brush Pressure	15kg (Fixed.)	40kg (Max.)
Water Amount Adjustment	Ball Valve	Pump Controlled (5 levels)
Suction Power Adjustment	—	3 levels



Cleaning Mode

Can memorizes 3 patterns for each operation conditions of "Pad pressure", "Water amount", and "Suction Power". You can manualize the cleaning operation!

For example, operate 3 patterns within a week.
(1)Anxious (2)Daily
(3)Heavy for Weekend

- Please purchase AMANO genuine parts to use machine safely and long maintainin expected performance.
- Specifications and descriptions contained in this catalog may be subject to change without notice. Please contact our branch or sales offices for further information.

For Your Safety

Please read the operation manual carefully and make sure the operation procedure before use. Improper use of the machine can lead to damage of floor covers, buildings, furniture, or possible fires, explosion and serious injury.



AMANO Corporation

275 MAMEDO-CHO, KOHOKU-KU, YOKOHAMA,
JAPAN 222-8558
TEL.+81-45-439-1508 FAX.+81-45-439-1150
<http://www.amano.co.jp/English/>

Distributed by: